



# CONTENTS

## NOTES

Editor's Notes ..... 5

Letters ..... 6

Notes from Meadowview ..... 8  
*F.V. Hebard*

Get Your Reprint Now  
(of an article by F. V. Hebard) ..... 13

The Sentinel  
*Krista Jackson Butterfield* ..... 14

Harvesting and Storing Chestnuts  
*A compilation from The ACF files.* ..... 16

## MEMORIES

Of the rural Appalachians  
*Myra McAllister Anderson* ..... 20

Of suburban Long Island, New York  
*Edward G. Lowell* ..... 21

Of urban New Haven, Connecticut  
*Richmond and Sally Curtis* ..... 22

## SCIENCE AND NATURAL HISTORY

Surviving Trees in Erie County, Pennsylvania  
*Pat Chamberlain* ..... 24

The Archaeology of Chestnut: Investigating the History  
of American Chestnut on a New England Woodlot  
*Fred Paillet* ..... 26

Backcross Breeding Simplified  
*The editor with help from F. V. Hebard* ..... 35

## 1995 SPECIAL CAMPAIGN

Special Campaign Contributors ..... 40





n o t e s

---

## EDITOR'S NOTES

*Summer / Fall 1996*


In the spirit of the harvest season we've gathered in for you a number of sheaves of several different colors and textures.

Stored here for the cold months ahead are hundred-year old photographs of a lumberjack skidding chestnut logs. (ACF member Nelson Calkins, Jr., grandson of the lumberjack, thinks they're chestnut logs. Can any one make a positive identification?)

You'll find a posthumous recollection of chestnut trees from the south side of Long Island Sound, and from my interview with a resident of the north side of the Sound, memories of chestnuts collected in a New England city park. There are stories of chestnuts in the Appalachians and a poem from a wilderness ranger in Maine. There is a description of unusual trees in northwestern Pennsylvania, and an exploration of the history of the relationship between hemlock, chestnut and the activities of people at the Harvard Forest in Massachusetts.

The annual update on activities at the Foundation's research farms in Meadowview, Virginia is here, and for context a short discussion of our breeding strategies has been included too. (New members particularly — and welcome to you! — might find it useful.) And you might just as well be breeding your own trees, for which purpose you'll need the short article on harvesting and storing chestnut burrs and nuts.

As you'll note, this autumnal abundance of science and story has been given us by our members. (Every contributor belongs to ACF.) And just as this is their — your — Journal, The American Chestnut Foundation is your organization. Who does all the work around here? You do, of course! Thank you all for a most plentiful harvest.



**Shelly Stiles**  
Editor



## LETTERS

Dear ACF,

I have always wondered if the logs shown in the photos I've enclosed are chestnut logs. (These pictures show my grandfather at a farm here in Rutland, Massachusetts and were taken just about one hundred years ago.) When I was reading the Summer 1995 Bark I noticed the picture of Phil Rutter and the West Salem giant chestnut. I think your West Salem picture makes a good comparison and tends to confirm my opinion that granddad's logs are chestnut. Maybe other readers would comment.

I still own about one hundred acres of grandfather's land and chestnut shoots still come up and grow to burr-making size but die back about then, before making viable nuts.

When I was growing up during the 1930's there were still many dead chestnuts. My grandfather, who by then had a stationary water-powered sawmill, was still sawing and made lumber out of the better dead trees. We used most of the rest for fir wood and fence posts.

Henry W. Calkins delivers what might be chestnut logs to a sawmill near Rutland, Massachusetts circa 1895.





▲  
Henry W. Calkins and two  
hard-working oxen skid what  
might be chestnut logs.

## NOTES FROM MEADOWVIEW

*Spring 1995 - Spring 1996*

F. V. Hebard, Superintendent  
Wagner and Price Research Farms

### 1995 GROWING CONDITIONS

In 1995, the Meadowview area suffered a severe summer drought with essentially no rain between July 4 and August 20, and then no more until Sept 20. June on the other hand was cool and damp. The June weather turned out to be good for pollinating, or at least not bad. The summer drought didn't affect tree growth too much, but it may have been related to some winter dieback over 1995-1996. We had already fertilized by the time the drought became evident, so the plants may have failed to harden off properly because they carried excess nitrogen into the fall that was not taken up during the summer. The winter dieback due to cold injury was fairly mild and only affected 2-5% of the trees.

### 1995 POLLINATION AND HARVEST

Although we placed more bags in 1995 than in any single previous year, this was not our largest harvest ever. But compared to past years, we produced many more nuts for breeding purposes, as opposed to research purposes. This higher yield of nuts for breeding occurred because we had more American chestnut mother trees to work with than in years past. In 1995, we also had very little pollen contamination; it was confined to six mother trees. So overall, we harvested an excellent crop.

I attribute the low rates of pollen contamination to our practice in 1995 of attempting to bag female flowers as soon as styles were exerted from the burrs. There is still some question, however, as to whether this practice will lead to premature abscission of burrs. We had very low rates of premature abscission in 1995, possibly because the weather was extremely cool and wet during pollination season. In hotter years, we may see unacceptably high rates of premature burr abscission associated




with fairly early placement of bags.

The poor nut yield was directly attributable to the pollen used for particular crosses. Some sources of pollen gave high yields while others gave low yields. We will have to examine this more carefully in subsequent years. For most crosses, pollinations were made using fresh catkins that had been covered with brown paper grocery bags the night before, then left on the father tree until morning.

Several volunteers helped out with pollinating in 1995. Once again, Chandis Klinger came down from Pennsylvania and was the great help he has always been. Barbara and Alan Cox came up from Chattanooga to provide critical quality control during inoculation. Charlie Allen gave two weeks of excellent help inoculating, bagging and pollinating. California ACF member Bernie Monahan helped me replace the water pump in the tractor, and he temporarily overcame his fear of heights while pollinating. Lou Silveri came in from Memphis and spent several days clearing around sprouts in the mountains, as did Welles Thurber from Maine. Christine Bock missed seeing a bear in the mountains, but she did see and bag some pretty big chestnut trees. Bill Lord and Bob & Ann Leffel organized a crew from Pennsylvania that included Tom Pugel, Rosina Coltellaro and Bill Peifer.

Again, Peter Devin was a great help, sending pollen so that I did not have to travel to Connecticut. However, I am pleased to say that we have moved beyond needing pollen from Connecticut! The breeding of the Graves, Clapper and their associated trees is complete and we are now breeding their progeny.

In 1995 we produced 806 third backcross nuts from offspring of the Clapper tree that had been bred in Connecticut in 1989. We also harvested 2962 open-pollinated, BC<sub>2</sub>-F<sub>2</sub> nuts from those trees. If you compare our holdings this year (Table 2) to those of last year, you will see that the number of second backcrosses has decreased! We ripped out most of the Clapper second backcrosses bred in 1989, leaving only the most blight-resistant trees. So a fair proportion (about one-sixteenth) of their BC<sub>2</sub>-F<sub>2</sub> nuts should grow into highly blight-resistant



“The breeding of  
the Graves,  
Clapper and  
their associated  
trees is com-  
plete and we are  
now breeding  
their progeny.”



notes

**TABLE 1.**

*American Chestnut Foundation 1995 Nut Harvest  
from Controlled Pollinations and Selected Open Pollinations.*

Nut Type	Female Parent	Parent	Pollinated			Unpollinated			Number of American Chestnut nuts
			Pollen	Parent	Lines	checks	bags	burs	
B <sub>1</sub>	American	Nanking F <sub>1</sub>	443	512	1341	11	52	121	6
B <sub>1</sub>	Nanking F <sub>1</sub>	American	39	69	89	0	5	9	1
B <sub>2</sub>	American	Douglas B <sub>1</sub>	16	75	130	0	7	14	1
B <sub>2</sub>	American	Graves B <sub>1</sub>	220	89	286	0	12	23	3
B <sub>2</sub>	Douglas B <sub>1</sub>	American	5	17	71	0	2	0	1
B <sub>2</sub> -F <sub>2</sub>	Clapper B <sub>2</sub>	open pollinated	2962	•	•	•	•	•	5
B <sub>3</sub>	American	Clapper B <sub>2</sub>	786	1052	1908	0	109	225	6
B <sub>3</sub>	Clapper B <sub>2</sub>	American	20	24	46	0	2	3	3
F <sub>1</sub>	Miller 65-4	American	19	18	59	0	4	18	1
F <sub>1</sub>	American	Nanking	4	5	13	0	1	3	1
F <sub>1</sub>	Meiling	American	77	65	221	0	7	23	2
F <sub>1</sub>	Nanking	American	0	15	31	0	2	4	1
F <sub>1</sub>	Orrin	American	22	16	90	0	2	7	1
F <sub>3</sub>	Mahogany F <sub>2</sub>	Mahogany F <sub>2</sub>	96	108	250	7	15	27	1
LS I <sub>1</sub>	Lrg Surv Amer	open pollinated	26	•	•	•	•	•	2
LS F <sub>1</sub>	American	Ort	148	107	205	0	11	22	1
F <sub>1</sub>	Seg	A	50	10	30	1	1	2	1
<b>Total Controlled Pollinations</b>			<b>19452182</b>	<b>4770</b>	<b>19</b>	<b>230</b>	<b>501</b>		



**TABLE 2.**

*Type and Number of Chestnut Trees or Planted Nuts at the ACF Meadowview Research Farms in May, 1996, with the Number of Sources of Resistance and the Number of American Chestnut Lines in the Breeding Stock.*

Type of Tree	Number of		
	Nuts or Sources of American Trees	Resistance	Lines
American	738		21
Chinese	359	28	
Chinese x American: F <sub>1</sub>	184	7	26
American x (Chinese x American): B <sub>1</sub>	628	9	26.*
American x [American x (Chinese x American)]: B <sub>2</sub>	2293	3	36
American x {American x [American x (Chinese x American)]}: B <sub>3</sub>		910	2
19			
(Chinese x American) x (Chinese x American): F <sub>2</sub>	275	3	4
[Ch x Am] x (Ch x Am) x [Ch x Am] x (Ch x Am): F <sub>3</sub>	18	1	1
[Amer x (Chin x Amer)] x [Amer x (Chin x Amer)]: B <sub>1</sub> -F <sub>2</sub>	422	2	1
{Am x [Am x (Ch x Am)]} x {Am x [Am x (Ch x Am)]}: B <sub>2</sub> -F <sub>2</sub>	590	1	6
Chinese x (Chinese x American): Chinese B <sub>1</sub>	145		
Chinese x [American x (Chinese x American)]	43		
Japanese	4	3	
American x Japanese: F <sub>1</sub>	1	1	1
(American x Japanese) x American: B <sub>1</sub>	5	1	1
Castanea sequinii	48	3	
Chinese x Castanea pumila: F <sub>1</sub>	2		
Large, Surviving American	5	4	4
Large, Surviving American x American: B <sub>1</sub>	259	8	9
Large, Surviving American x Large, Surviving American: I <sub>1</sub>	48	3	3
Irradiated American	48	3	3
Other	22		
<b>Total</b>	<b>7062</b>		

\* The number of lines varied depending on the source of resistance. We will have to make additional crosses in some lines to achieve the desired number of 75 progeny per generation within a line. In keeping with past practice, the number of lines for each source of resistance are added separately; thus, progeny from two sources of resistance with the same American parents would be counted as two lines rather than one line.

Controlled pollination at our Meadowview research farms is a painstaking process that would never get done without the help of many committed volunteers.



trees.

We will repeat this process in 2001 with the trees grown from those third backcross nuts, harvesting BC<sub>3</sub>-F<sub>2</sub> nuts. We expect to be harvesting BC<sub>3</sub>-F<sub>3</sub> nuts from those BC<sub>3</sub>-F<sub>2</sub>s in 2006. We hope also to harvest BC<sub>3</sub>-F<sub>3</sub> nuts in 2004 and 2005 from earlier plantings. This will complete the breeding process as envisioned by Dr. Burgham!

#### 1996 PLANTINGS

The new Price farm is starting to look like a chestnut research farm! We planted 2,341 nuts and trees there on about 6 acres. Much of the farm is visible from the road, so those six acres look like a lot, even though they are scattered from one end of the 93 acre farm to the other.

The plantings included most of the nuts detailed in Table 1, including our first large orchard of third backcross nuts. Those nuts were planted at one end of the farm to ensure their isolation from pollen of less advanced crosses, planted towards the other end of the farm.

The spring of 1996 has been very moist, so we have had excellent emergence, approaching 90%.

We now have 7,062 trees growing at the Price and Wagner farms. These include a complete set of around 20 lines each from the Graves and Clapper trees, some second backcrosses from the Douglas trees, and close to 10 lines of first backcrosses from Nanking, which is a Chinese chestnut tree.

If you would like to help at our Meadowview farms, please write me at 14005 Genbrook Avenue, Meadowview, VA 24361 or call (540) 944-4631. We expect our peak times next year will be the weeks of June 17 and 24. However, this can vary a fair amount due to the weather, which is why I request that you call after June 5, 1997 when the timing for the year will be more apparent.

## GET YOUR REPRINT NOW

**A** limited number of reprints are still available of ACF Farm Superintendent Fred Hebard's technical article in the November/ December 1994 issue of The Journal of Heredity, in which Hebard examines various characteristics that might affect the success of the ACF's backcross breeding program. (Call us for a copy.) The following abstract is from that article.

"Inheritance of Juvenile Leaf and Stem Morphological Traits in Crosses of Chinese and American Chestnut" by F. V. Hebard

Progeny from crosses of American and Chinese chestnut were examined for the following traits: occurrence of simple hairs on interveinal areas of abaxial leaf surfaces (interveinal hairs); density of simple hairs on twigs (twig hairs) and on abaxial leaf midribs and secondary veins (vein hairs); stipule size; stipule dehiscence; green or red stem color; and bud shape. The inheritance of bud shape could not be ascribed to a simple Mendelian model. All other traits appear to be controlled by two genes, with two exceptions: high density of vein hairs on Chinese chestnut is probably controlled by three dominant genes, and occurrence of interveinal hairs in Chinese chestnut may be controlled by a single gene with additional modifiers. High density of twig hairs on Chinese chestnut is probably controlled by two incompletely dominant genes. Red stem color on American chestnut may be controlled by two incompletely dominant genes. Large stipules on Chinese chestnut take much longer to senesce and dehisce than small stipules on American chestnut. This appears to be strictly related to stipule size and controlled by the same gene(s). The three hair traits and stem color were linked to each other. Stem color also was linked to stipule size. The stem color determinations were the most interesting from a pathological perspective. Data on bud break at one date prior to the first frost-free date in spring are also presented.



## THE SENTINEL

*(Dedicated to my leafy friend, the mighty bearer of the bur,  
whose fragile existence has so enriched my own.)*



Krista Butterfield searched for and found remnants of an Appalachian chestnut forest on a recent trip to North Carolina.

It came on the wind, a silent foe  
So very many years ago  
From many miles across the sea  
Where it had spent eternity  
In new and better places, where,  
On freely taking to the air  
It made itself a fine abode,  
It radiated from the node  
Without conflict, spreading near  
A score of miles with every year.

It prospered well, and held its ground  
But no control was ever found  
And no solution. One that might  
Eradicate this parasite  
Before its wrath was fully wrought  
Before its lethal blow was brought.

It set its roots, and set them firm  
On hillside, valley, col and berm,  
In parks, on homesteads, and in woods.  
And one of our most valued goods,  
The timber, strong and handsome-grained,  
So cherished, and so long retained  
From one great hardwood, now assumed  
A finite resource, truly doomed.  
And what of creatures, what of these  
Who made their homes among the trees  
Where lofty branches held the fruits  
Of their survival, and the roots  
Bore forth the mighty boles to wield  
A bumper crop for every yield?

Alas! What losses did incur  
The mighty bearer of the bur!



Yet some poor souls, by fate or chance,  
Stand frozen in their battle stance.  
Now stark with pallor, stripped of limbs,  
They loft and sway on weather's whims,  
Until one day, the winds will blow,  
And clinging ice, and drifting snow  
Shall cleave the snags from off their roots  
And maybe someday, little shoots  
Will sprout from those old roots and then  
Will die and sprout and die again.


Beneath each page of "past" upturned,  
There lies a moral to be learned.  
That moral being, simply put,  
A certain order is afoot  
That Nature clearly must obey.  
The past cannot be cast away.  
But somewhere in some cyclic stage,  
The answer lies, however vague,  
As to the cure so badly sought.  
We must all bear in mind this thought:  
That whether soon, with human help,  
Or later on, by time itself,  
The latent cure indeed exists.  
And will be found, if we persist.

I'll proudly join the great crusade  
To hasten to the Chestnut's aid,  
And seek the cure that will alone  
Restore it to its rightful throne!

KRISTA JACKSON BUTTERFIELD

*(Krista Butterfield, formerly an electrical engineer and a member of the Connecticut chapter of The ACF, now lives in western Maine and works as a wilderness ranger for the US Forest Service. She and her husband grow 45 American chestnut seedlings on their 94 acres, and search for chestnuts wherever they travel.)*

## HARVESTING AND STORING CHESTNUTS



It's that time of year again! The following harvest checklist is adapted in part from our "Pollination" and "Harvesting Chestnuts" fact sheets. These fact sheets and others including "Mudpacking," "Planting," and "Quick Guidelines," are produced by The American Chestnut Foundation and are available at no cost from ACF, P.O. Box 4044, Bennington, VT 05201.


### ***What do I harvest?***

Chestnut seeds or nuts are carried inside spiny shells called burrs, one to three nuts per burr. Whether you intend to eat or plant the nuts, harvest or collect the burrs themselves.

### ***When do I harvest the burrs?***

Harvest burrs when they begin to split open, a sign that the nuts inside are ripe. Nuts begin to ripen as early as mid-August in the southern part of the chestnut's range and as late as early October in its northernmost or highest locations.

### ***How do I harvest the burrs?***



Some burrs will fall to the ground at the ripe stage and can be easily collected. To avoid animal predation, however, try to schedule the harvest when the burrs still remain on the branches. They can usually be removed with a slight tug or can be knocked loose by shaking or swatting the branches with a pole pruner or plastic or aluminum tubes. Wear heavy leather gloves or a pair of rubber gloves inside leather gloves. (The spines on the burrs are very sharp.) Collectors at the Meadowview research farms gather their harvest in 3-mil plastic bags hung from their belts. Plastic or heavy paper feed and seed sacks or leaf bags might work too.

### ***How do I remove the nuts?***

Place burrs in brown paper bags in a cool, dry place protected from animal intruders. Every two to three days, check the bags and remove those nuts that have fallen free of their burrs. At the end of ten days, remove all remaining nuts from their burrs even if the burrs haven't fully opened.

***How do I store the nuts?***

Nuts to be planted should be stored in moist (not wet) peat moss inside plastic bags. Generously puncture the bags using a toothpick or similar device. Make sure each nut is surrounded by peat moss and doesn't touch other nuts or the sides of the bag. Store at 34 degrees F until planting time.


Nuts for eating can be stored in breathable plastic bags in a refrigerator for several weeks. They will keep up to a year boiled or steamed and then frozen.

***I want to plant my nuts for use in breeding.***

***What about record-keeping?***

When harvesting, keep burrs from different trees separate in different bags. Label each bag carefully with information on the date collected and on the parent tree's location and appearance. (Is it well formed? Healthy? Badly blighted?) Keep a record of the number of nuts collected from each tree.

Continue to segregate the burrs and nuts by parent throughout the harvesting and storage process, keeping each bag carefully labelled inside and out using a water proof marker.





m e m o r i e s



MEMORIES

OF THE RURAL APPALACHIANS...

I was born in Virginia and lived there until I was eight years old, when we moved to North Carolina.

[In Virginia,] we lived on Chestnut Ridge, just up from [what are now the] Meadowview [research farms]. The Grenshaws lived on the west side and we lived on the east.

There was a large chestnut tree close to our home. Mother took us up there every day to pick up the chestnuts before the squirrels and the neighbors got them. She stored [the nuts] in the cellar. She gave some for Christmas to relatives who lived in North Carolina and we had plenty for our selves. I've eaten chestnuts raw, boiled, and roasted by an open fire. Great every way!

There were a few chestnut trees in David County, North Carolina [to which we moved], but they didn't produce many chestnuts. ([The trees] were probably too scattered.) My husband William [a David County native] got his first taste of chestnuts at an annual Masonic picnic here. We still go. Its the only time we get to ride the ferris wheel and the merry-go-round!

If I were younger and in better health I'd love to participate in raising trees. Sometime I might get to Meadowview to see the farms and also to visit relatives near there. We are a big and very close family — the Keesees [my mother's family] and the McAllisters — we still visit when we can.

**Myra McAllister Anderson**

Mocksville, North Carolina

*(Myra McAllister Anderson is 77 years old and has ten grandchildren.)*

OF SUBURBAN LONG ISLAND, NEW YORK...

**B**orn in 1916, I do not remember any live chestnut trees, but I well remember a few dead ones. There were live chestnuts on Long Island, but we moved there from New York only in 1926, when the blight had already started. And it wasn't that at ten years I was unaware of trees. I had gone to camp in Maine and was well aware of pines, spruce, hemlocks and cedar, as well as oaks and maple which covered Rockville Center [the Long Island community to which we moved].


Chestnut trees entered my life the next year, when I took wood shop in the seventh grade. Chestnut was the ideal wood for a shop where only hand tools were used. It was clear, straight-grained, not too hard, and did not easily split. And although an open-grained wood, it would take a good finish. I made a table lamp and a tabouret—a small, octagonal decorative table.

My second contact with chestnuts came in 1929 when I became a Scout. The handbook told us that chestnut was the ideal wood for a campfire. Pine was good for a quick fire to boil water. Oak gave good coals for roasting. Chestnut served well for both purposes, but I never had any to burn for some time, [until] in 1931, then an Eagle Scout, I attended a statewide Jamboree on the Whitney Estate near Oyster Bay. They gave our troop 18-inch split logs to chop up for our firewood. They turned out to be from chestnut trees killed by the blight.

**Edward G. Lowell**

Tarzana, California

*(Edward Lowell died in October 1995. This letter is printed with*



*the permission of his widow, Ruth Lowell.) OF URBAN NEW HAVEN, CONNECTICUT...*

*When Richmond and Sally Curtis of Guilford, Connecticut sent in their membership application earlier this year, they mentioned having fond memories of the American chestnut. When we called them to find out more, this is what Richmond had to say.*

I was born in New Haven (and so was my wife - we're both 89 years old) and I remember collecting chestnuts in New Haven city parks when I was a kid. (The ground beneath the trees would be covered with burrs, and a kid had to be careful about where in the grass he sat down, particularly when lightly dressed.) "You must always eat chestnuts in the dark," my mother used to say. "That way you won't see the worms."

Later I remember noticing trees dying — the bark just hanging on trees ten and 20 inches wide — on Livingston Street opposite East Rock Park. By the time I became assistant superintendent for the New Haven Parks Department in the mid-thirties, all the city's chestnuts were gone.

When I was in 7th grade we used chestnut in shop class to make furniture. It was nice to plane, and it split nicely. I also believe the posts used for the netting of shade-grown tobacco in the Tobacco Valley along the Connecticut River were made of chestnut.

In 1909 my mother and father-in-law occupied their new summer cottage at Leete's Island in Guilford, Connecticut on Long Island Sound. In 1910 a telephone line was installed from Leete's Island Road to the cottage — 7/10ths of a mile, all on chestnut poles.

In 1937 the cottage burned to the ground but the pole nearest the house wasn't damaged. When the Southern New England Telephone crew came in 1939 to replace the line, the foreman looked at the pole and said "this is still good. We'll use it again for another short line!"

I belong to an old man's Wednesday walking club, and we are still on the lookout for chestnuts on our travels.

*(Richmond isn't the only one who walks. He and Sally together have walked from Long Island Sound to Canada in various trips beginning in 1974.)*

The image features a solid black background with five white, stylized leaf-like shapes scattered across it. The shapes are elongated and pointed at both ends, resembling leaves or petals. They are positioned at various angles and locations: one near the top center, one to the left of center, one in the middle, one to the right of center, and one near the bottom right corner. The text 'science and natural history' is centered horizontally in the lower half of the image, underlined.

**science and natural history**

## SURVIVING TREES IN ERIE COUNTY, PENNSYLVANIA

Pat Chamberlain

Most of us by now are painfully aware of the utterly destructive role the chestnut blight played in the elimination of the American chestnut tree as a producer of quality timber. And many of us have seen first hand how quickly a favorite tree or sapling can be destroyed once infected.

Until recently, we considered all the trees in our area of northwestern Pennsylvania to be as susceptible as any other American chestnut. But in 1992 a rather remarkable discovery was made just fourteen miles northwest of our farm. Thanks to an initial tip from state forester Tom Erdman, a small population of trees and sprouts has been identified which is surviving despite being infected.

The first and largest found so far is growing in the backyard of Mr. and Mrs. Richard Walbridge in Erie County near East Springfield. The tree, which was confirmed to be American by ACF farm superintendent Fred Hebard, was measured by Tom Erdman and was found to be 39 feet tall with a spread of 44 feet and a DBH of 25 inches. From one thick horizontal limb, an old-fashioned swing hung by twin metal chains, apparently with no adverse effect.

The Walbridge tree is obviously stressed and in a state of decline. Both killing and healing cankers are present in the crown, with mostly the healing types winning out on the lower limbs. Fred Hebard's research indicates that a tree which has both healing and killing cankers in a partially live but declining crown most likely survives due to hypovirulence. Although little evidence of hypovirulence was detected in a test of bark samples taken from the Walbridge tree, the tree's condition suggests that a larger, more varied bark sample should be sent off for additional study.

Four other survivors have been found less than a mile from the Walbridge residence. While not nearly as old as the



Large trees, all exhibit the same hypovirulent-type appearance and look as though they have been infected for some time. And in the town of Girard, about six miles from East Springfield, a multi-stemmed chestnut with European characteristics and a swollen hypovirulent-type appearance also survives. The main trunk has a 21-inch DBH but only reaches a height of 15 feet. (The top has been sawn off.) Twin 11-inch DBH trunks shoot past the main trunk to about 35 feet. Five smaller stems at up to 7 inches DBH guard the perimeter.

It is interesting to speculate as to why hypovirulence might persist in this area and yet isn't in evidence a mere 14 miles further south. Lake Erie, which is generally less than a mile away from the Walbridge and Girard trees, may contribute toward producing subtle climatic and environmental conditions uniquely favorable for the proliferation of the hypovirulent virus. Tom Erdman wonders whether a symbiotic relationship exists between mycorrhizae on the trees' feeder roots and the hypovirulent blight fungus on the stems.

Perhaps the soil itself plays a role, it being a well drained, friable sandy type unlike that of any other chestnut site we have seen in northwestern Pennsylvania. At our farm the soil is a fertile clay type. Further southeast in the mountains the topsoil becomes thinner, sometimes barely covering a seemingly compacted subsoil.

Given the observable survivability of the trees in this area, it may be possible to establish plantings of their seedlings and eventually have orchards of blight-scarred trees which could be counted on to produce seed in a fairly reliable fashion. Perhaps someone should give it a try.

(Pat Chamberlain, who was profiled in the Spring 1992 ACF newsletter, has a chestnut on his Erie County farm. For more information on the Walbridge and Girard trees, write Pat at [chamberlain@eriedemo.com](mailto:chamberlain@eriedemo.com), P.O. Box 16412, Erie, PA 16512.)



## THE ARCHAEOLOGY OF CHESTNUT: INVESTIGATING THE HISTORY OF AMERICAN CHESTNUT ON A NEW ENGLAND WOODLOT

by Fred Paillet

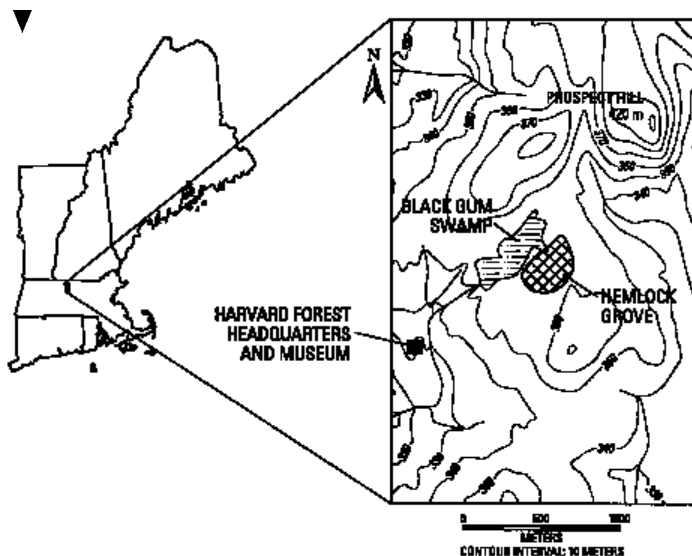
*(Fred Paillet is a research geologist with the US Department of the Interior's Geological Survey office in Denver. His interest in chestnut dates back to 1980, when he began to study pollen and macrofossil records of the genus for what they reveal about climate change. His research has since taken him in search of chestnut records throughout North America and Asia.)*

**M**y original motive for studying the subject of land use and chestnut was related to my interest in understanding how European settlement caused a dramatic increase in chestnut pollen in the lakes and ponds of Connecticut (Brigham, 1978). Ecologists cannot relate local chestnut abundance (as indicated by the proportion of chestnut pollen in sediments) to site conditions

and climate because there are no naturally reproducing stands of American chestnut trees with which to calibrate ecological models. Therefore, it seemed useful to see what documented historic conditions might be used to explain an increase in chestnut pollen identified in the geologic record. Also, an understanding of how human activity increased chestnut might tell us how to re-establish blight resistant chestnut in the future.

But along the way, my New England chestnut studies dis-

**Figure 1.** Location of Black Gum Swamp at Harvard Forest in north-central Massachusetts.



closed a real mystery: remains of old chestnut trees seemed to be consistently most common in what are now dense hemlock groves. This seemed strange because hemlock is a shade-loving tree known to prefer moist locations, while chestnut is thought to have avoided shade and to have prospered on dry ridges.

The presence of chestnut and the long history of forest research at Harvard Forest in Peterham, Massachusetts suggested that the forests of north central Massachusetts might be a likely place to study chestnut ecology. Here was a place where a great deal was known about past land use history.

My studies were directed to the woodlots at Harvard Forest and especially the old hemlock grove on the side of Black Gum Swamp, only a few hundred yards from Forest headquarters (figure 1). This hemlock grove disclosed the familiar attributes of my established research sites in Connecticut: chestnut stumps and logs strewn throughout the understory of the hemlock grove, another example of a former chestnut stand replaced by hemlock.

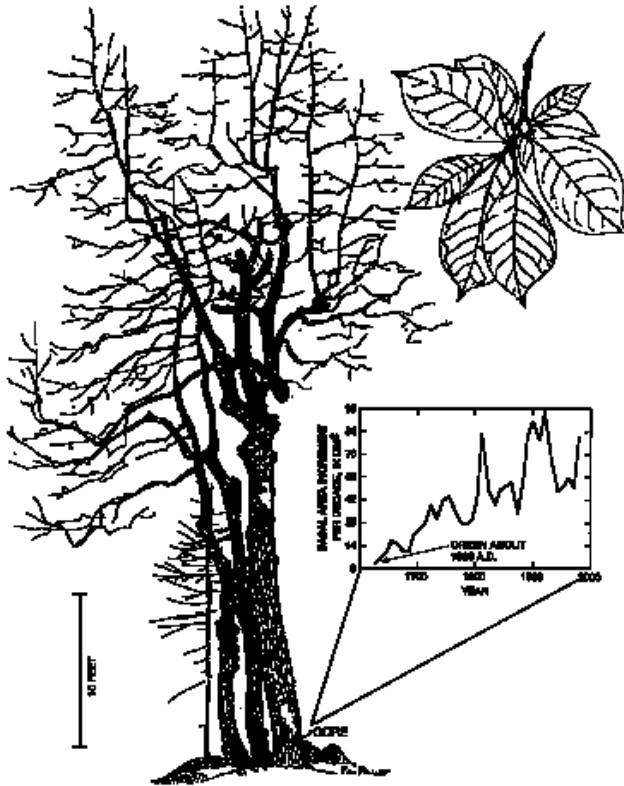
Like many other hemlock groves in New England, the hemlock stand adjacent to Black Gum Swamp appears wild and pristine (figure 2). The interior of the grove is dominated by massive hemlock trees with trunks up to a meter in diameter. The dense shade of the hemlocks results in a bare-looking forest floor, covered with a thin brown carpet of hemlock needles. A few sparse mountain laurel shrubs, ferns and moss are mixed with stunted hemlock and spruce seedlings - all indications of the severe shade conditions imposed by the hemlock canopy. (The thick hemlock overstory makes it difficult for even the most shade-tolerant seedlings to survive for very long.) The hemlocks dominating the forest canopy are mixed with a few other trees such as spruce, beech, and yellow birch, but the numbers and size of the giant hemlocks completely dominate the character of



▲  
**Figure 2.** Interior view of the hemlock grove adjacent to Black Gum Swamp at Harvard Forest:

- A. The large, canopy-dominant hemlock trees in the hemlock grove at Harvard Forest.
- B. Chestnut poles leaning into the branches of the big hemlocks.
- C. The flat-topped saw-cut stumps of what were once big chestnut trees.
- D. Partially decayed chestnut logs lying on the ground under the big hemlocks.
- E. The sparse undergrowth under the hemlocks consists of spindly or recently killed tree seedlings and mountain laurel.
- F. The forest floor is covered by a thin brown layer of hemlock needles and a few light brown beech leaves.
- G. A very few thinner red spruce, beech, and yellow birch trees are mixed with the large hemlocks.





▲ **Figure 3.** Ancient black gum tree and decade-smoothed growth history reconstructed from tree ring analysis.

the grove.

The remains of chestnut are found almost everywhere under the hemlocks, indicating that chestnut was once one of the most common trees in this particular woodlot. Large-diameter sawn chestnut stumps are scattered throughout. There were also a number of chestnut logs lying on the ground. There were even a number of chestnut “poles” up to about six inches in diameter still standing, supported by branches of the large hemlocks.

An obvious starting point in investigating the background of this woodlot was to relate the known history of the site to that of surrounding areas. Land use records showed the familiar pattern of intense agricultural activity around Black Gum Swamp. The hemlock grove was the only area in addition to the swamp itself that had been continuously forested. Most of the surrounding land had once been pasture or plowed field.

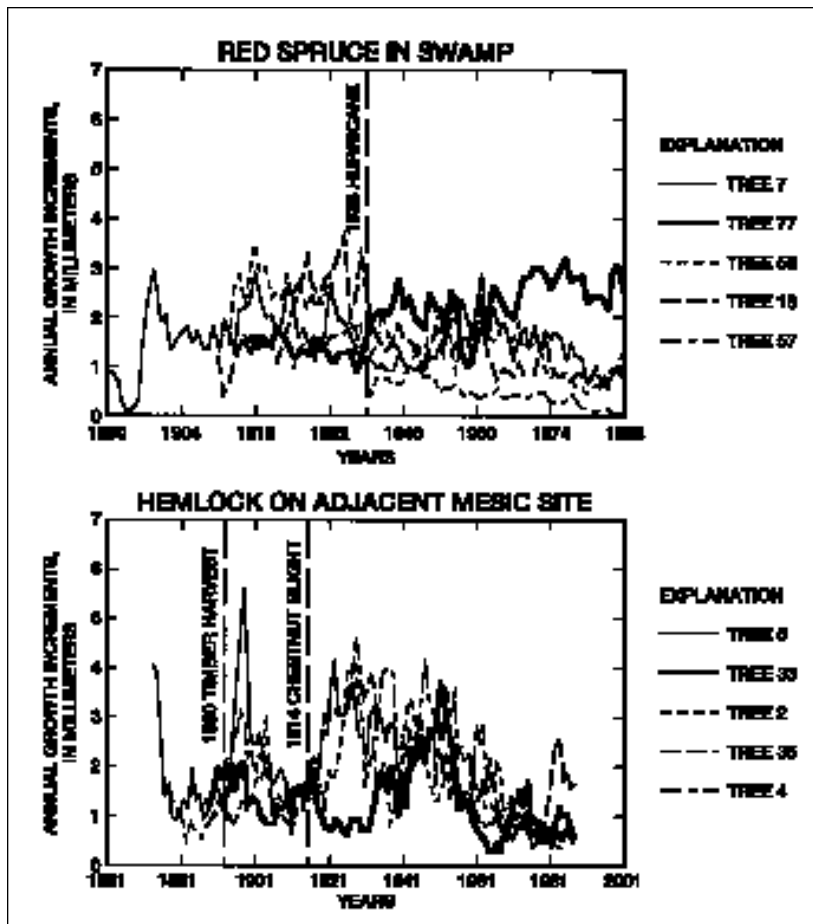
These former fields are now covered with stands of birch, white pine, oak and red maple, or with coniferous plantations established in forestry studies. All of the general historical data further suggested that the hemlock grove had been selectively cut and probably grazed over various periods since European settlement around 1700. So the hand of man had been applied to even the few continuously forested parts of the landscape. In spite of appearances, this hemlock woodlot is neither wild nor pristine.

One direct approach to reconstruction of forest history on this site was to develop a tree ring chronology by coring the large trees in the hemlock grove (hemlock and two white pines) and in the adjacent swamp (red spruce, hemlock, and black gum). The largest hemlocks had ages in the range of 120-140 years. The

smaller - diameter , slower - growing spruce trees in the swamp were almost as old. A major surprise was the age of the black gum trees, several of which exceed 300 years even though they were smaller than the great hemlocks. One of the oldest black gum trees cor ed by Harvard graduate student Tad Zebr yk and processed by the US Geological Survey Tree Ring Laboratory indicates the history of the forest in Black Gum Swamp ( figure 3 ). This tree started growing just about the time the Pilgrims landed at Plymouth in 1620. The tree continued to grow in diameter with four periods of major interruption. The last of these is clearly the 1938 hurricane. The effects of that hurricane are still visible in the broken crown of the tree today. We assume that each of the earlier periods of interrupted growth represent earlier episodes of wind damage and recovery. In contrast, the shorter records from spruce in the swamp ( figure 4 ) show a mixture of decreased growth caused by canopy damage and increased growth from the destruction of competing trees after the 1938 hurricane. Thus, the story of the forest in Black Gum Swamp seems to be one of catastrophic wind damage about once a century.

The hemlock cores from the nearby hemlock grove tell a very different story ( figure 4 ). Most of

Figure 4. Tree ring width series for typical overstory hemlock trees in the hemlock grove and red spruce trees from the adjacent swamp forest.

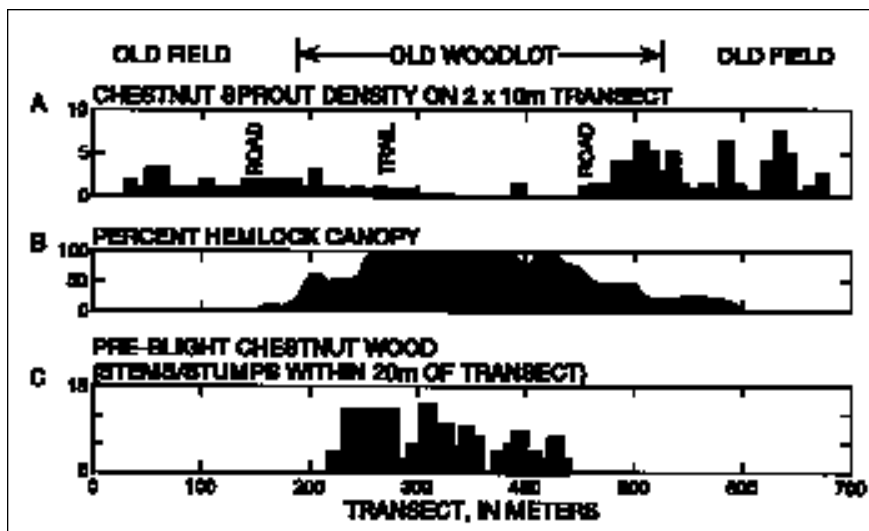


the hemlock trees originated after 1870, and show spurts of growth in 1890, 1915, and 1938. The forest disturbances in 1915 and 1938 suggested by the increases in hemlock growth can be firmly tied to the recorded appearance of chestnut blight in Peter sham in 1914 and the 1938 hurricane. However, there is no obvious regional forest disturbance known to have occurred in 1890. Harvard Forest records show that the 1890 event was the logging of a chestnut stand at this location. This logging and not the salvage of standing dead timber produced the many large chestnut stumps found in the forest today. The stumps show that those trees were from 12 to 24 inches in diameter, and mostly consisted of multiple-stemmed trees. Such trees arose as coppice sprouts after the cutting of earlier stems.

We surmise that this former chestnut stand had arisen through the same disturbance regimen responsible for the general rise in proportion of chestnut in New England forests following settlement. Although the exact details are still unclear, the woodlots interspersed between the many subsistence farms in Massachusetts and Connecticut in the years before the Civil War were relatively enriched in chestnut. We suspect that the cycle of fuel wood cutting and other land use practices were

favorable to such “sprout hardwoods” as chestnut and red oak. Therefore, ecologists have a strong clue that the nature and frequency of disturbances introduced as part of early settlement were favorable to chestnut establishment and reproduction. The story told by


**Figure 5.** Distribution of A) living chestnut sprouts, B) hemlock shade, and C) old chestnut logs and stumps along a transect through the hemlock grove.




the hemlock ring chronologies is thus, first, one of chestnut tree harvest where hemlocks were already established in the understory. A nearby hemlock seed source was present in the adjacent swamp, and the decline in agricultural activities would have allowed young hemlock saplings to escape periodic grazing and damage from intentionally set fires. The 1890 cutting of chestnut allowed the slow-growing hemlocks to profit for a short time, but faster growing chestnut sprouts soon overtopped the young hemlocks. The lack of larger stump sprouts from the older chestnut stumps and the many long dead chestnut poles still propped up by the hemlocks show that many of the chestnut stems generated after the 1890 cutting arose as sprouts from “old seedlings” and not the bigger trees. The number of chestnut poles present in the hemlock grove suggests that this stand was well on its way towards becoming another chestnut grove by 1910.

The second part of the story told by both the hemlock tree cores and Harvard Forest records is of the rapid development of the young chestnut stand — until the chestnut blight arrived in 1914 and the stage was set for a transition to hemlock. Young hemlocks liberated by the abrupt death of chestnut have since expanded to the great size we see today, with only a slight depression of growth rate from the 1938 hurricane.

The distribution of chestnut reproduction around Black Gum Swamp is just as interesting as the history of the large chestnut trees that once grew on the site of the hemlock grove. The distribution of the former chestnut trees and the seedlings being established from the nuts those trees produced can still be studied today (Paillet, 1984). We can do this because decay-resistant chestnut wood persists so long on the forest floor that we can recognize the stumps and logs from older trees. We also recognize that chestnut seed has not been produced on this site since 1914, and that the many chestnut sprouts we see in the forest today represent nuts that germinated before that time. (We can be certain of this because chestnut only sprouts from the root collar and not from roots like beech or aspen. All small chestnut stems in the woods today therefore must be old seedlings if they



“The second part of the story told by both the hemlock tree cores and Harvard Forest records is of the rapid development of the young chestnut stand — until the chestnut blight arrived in 1914 and the stage was set for a transition to hemlock.”





“Forest stand reconstructions suggest that chestnut had difficulty reproducing under itself, as well as in mature hemlock forests. For example, Thoreau cites an almost complete absence of chestnut seedlings under established chestnut groves. . .”



are not located right next to the stump of a former chestnut tree.)

The distribution of chestnut sprouts in and around the hemlock grove at Harvard Forest tells its own story (figure 5). In 1910 the future hemlock grove was surrounded by young trees of such species as white and gray birch, white pine, red cedar, and aspen. The distribution of old chestnut seedlings today clearly shows that the former woodlot was surrounded by a “halo” of chestnut reproduction underneath this young forest (Paillet, 1988). We cannot tell whether it was difficult for chestnut seedlings to get established directly beneath mature chestnut trees, or whether the dense hemlock shade has since caused the death of some of the chestnut seedlings that were once established there. Whatever the cause, at present the density of old chestnut seedlings in the young forest around the old woodlot is more than ten times the density of chestnut within the boundaries of the old woodlot.

The hemlock grove at Harvard Forest is only one of many sites where forest stand reconstructions suggest that chestnut had difficulty reproducing under itself, as well as in mature hemlock forests. For example, Thoreau cites an almost complete absence of chestnut seedlings under established chestnut groves, whereas he found many chestnut seedlings in pine and birch forests growing on former pastures (Paillet, 1988; Whitney and Davis, 1986).

The complex relationship between chestnut reproduction and forest conditions in the vicinity of Black Gum Swamp is indicated in a series of investigations by David Foster, Peter Schoonmaker, and Tad Zebryk (Foster et al, 1993, Foster and Zebryk, 1993). These studies examine the distribution of chestnut pollen in sediment cores recovered from the swamp, from a small forest hollow adjacent to the swamp, and from forest soil layers. (Such studies allow the comparison of chestnut populations on different scales, because the swamp surface traps pollen from a wide area while the forest hollow and soil humus collect pollen mostly from the immediate vicinity of the sampling sites.) They support the thesis that chestnut does not reproduce

well under itself or in the mature forest. The pollen samples show that chestnut pollen proportions in Black Gum Swamp sediments have been relatively constant over the past 2000 years, but that there have been tremendous fluctuations in the number of chestnut trees on a given site such as the area immediately adjacent to the nearby forest hollow.

Further insight into chestnut reproduction in natural forests has recently been presented by information on natural old-growth chestnut forests in the western Caucasus Mountains of southern Russia (Pridnya et al, 1996). Tree-ring studies show that the large trees now present in the forest originated at only a few times in the past. These pulses of reproduction probably corresponded to a time when specific conditions were favorable to the establishment of chestnut. Russian scientists otherwise express the same sort of concern about chestnut reproduction in their forests that is found in Thorau's journals.

In summary, all the information available indicates that American chestnut had a complicated ecological role in the prehistoric and early historic forests of New England. The interaction between hemlock and chestnut apparently involved much more than just shade tolerance and seed production. We know that land use practices first produced an increase in chestnut in New England, and then a combination of chestnut blight and other factors allowed hemlock groves to develop in areas previously occupied by chestnut. My own mapping of the distribution of chestnut sprouts demonstrates that chestnut was actively invading the young forests growing on recently abandoned agricultural lands in about 1910. All of this evidence suggests that American chestnut had an ecological niche that was distinctly different from that of other deciduous nut-producing trees. Although there are very limited forests of American chestnut trees left for study, continued paleoecological analyses and studies of the few wild, unblighted chestnut forests of Asia may help us learn how to effectively introduce a blight-resistant American chestnut as a viable component in American forests of the future.



FURTHER READING:

**Br ugham**, R. B. 1978. Human disturbance and the historical development of Lindsley Pond. *Ecology* 59: 19- 36.

**Br ugham**, R. B. 1979. Pollen indicators of land- use change in southern Connecticut. *Quaternary Research* 9: 349- 362.

Cr onon, William. 1983. *Changes in the Land*. Hill and Wang, New York.

**Foster** , D. R. 1995. Land use history ( 1730- 1990) and vegetation dynamics in central New England. *Journal of Ecology* 76: 135- 151.

**Foster** , D. R. and T. M. Zebr yk. 1993. Long- term vegetation dynamics in a *Tsuga*- dominated forest in New England. *Ecology* 74: 982- 998.

**Foster** , D. R., T. M. Zebr yk, P. K. Schoonmaker , and A. Lezber g. 1992. Land use history and vegetation dynamics of hemlock (*Tsuga*) woodlot in central New England. *Journal of Ecology* 80: 773- 76.

**Henr y**, J. D. and J. M. A. Swan. 1974. Reconstructing forest history from live and dead plant material. *Ecology* 55: 772- 783.

**McCor mick**, J. E. and R. B. Platt. 1980. Recovery of an Appalachian forest following the chestnut blight. *American Midland Naturalist* 104: 264, 273.

**Pai llet**, F. L. 1984. The ecology and growth form of American chestnut sprout clones in northeaster n Massachusetts. *Bulletin of the Torrey Botanical Club* 111: 316- 328.

**Pai llet**, F. L. 1988. Character and distribution of American chestnut sprouts in southern New England woodlots. *Bulletin of the Torrey Botanical Club* 115: 32- 44.

**Pr idnya**, M.V., V. V. Cherpakov, and F. L. Paillet. 1996. Ecology and Pathology of European chestnut in the deciduous forests in the Caucasus Mountains of Russia. *Bulletin of the Torrey Botanical Club* in press.

**Whitney**, G. G. and W. C. Davis. 1986. Thor eau and the forest history of Concord. Massachusetts, *Journal of Forest History* 30:s 70- 81.



BACKCROSS BREEDING SIMPLIFIED

*The core of The ACF's effort to restore the American chestnut is our backcross breeding program. For those new members who aren't familiar with the effort, and for those old members who could use a short refresher course, we offer the following simplified summary — prepared with the help of Dr. Fred Hebard at our Meadowview research farms.*

Chestnut blight was first introduced to North America in 1904. Like many other pest introductions, it quickly spread into its new — and defenseless — host population. American chestnut trees had evolved in the absence of chestnut blight, and our native species lacks the genetic material to protect it from the fungus.


In Asia, however, where the pathogen originated, most native chestnut species and particularly Chinese chestnut are well defended against the blight. Over the course of their millenia of coexistence with the fungus, Chinese chestnuts acquired the genetic material that confers resistance to it. Blighted North American chestnut species die. Blighted Chinese chestnuts usually suffer only cosmetic damage. Since all chestnut species can be crossed with relative ease, Chinese chestnut offers a potential solution to the American's susceptibility to chestnut blight.

But Chinese chestnut lacks many of the characteristics of the American. Most obvious is stature: the Chinese species is generally low-growing and spreading, much like an old apple tree; an American chestnut can grow straight and strong to a hundred feet or more. This habit of growth combined with the quality of its wood makes the American a fine timber species.


Less obvious is the role the American chestnut played in its native forests. The blight is a very recent introduction to the chestnut ecosystem. In those thousands of years preceding the blight's arrival, an enormously complex set of relationships evolved which tied the chestnut together with innumerable bird, mammal, and insect species and other organisms, as well as rocks and waters and soils and fires - and through them, the very shape of the hills and mountains on which







“The genetics of chestnut blight resistance are more complicated than predicted by the simple Mendelian model. It now appears that resistance in the Chinese species is probably carried on not one but two genes.”



chestnuts were found. This history of co-evolution on the North American continent is carried in the genetic material only of the American, not the Chinese, chestnut.

The goal of The American Chestnut Foundation's breeding program is therefore two-fold: to introduce into the American chestnut the genetic material responsible for the blight resistance of the Chinese tree, and at the same time preserve in every other way the genetic heritage of the American species.

#### THE GENETICS OF BLIGHT RESISTANCE

Many characteristics are passed on from generation to generation in a fairly simple fashion — as in one of Mendel's experiments with flower color in peas. There, only one gene coded for color, it was either red or white, and the red form was dominant. When two red peas having both forms of the gene were crossed, on average three-fourths of their offspring would carry at least one gene for red — and would flower in red. Only one-fourth would lack a gene for red — and would therefore be white.

Many decades of breeding research by the U.S. Department of Agriculture and the Connecticut Agricultural Experiment Station, and more recently, at The ACF's research farms in Meadowview, Virginia, indicate that the genetics of chestnut blight resistance are more complicated than predicted by the simple Mendelian model. It now appears that resistance in the Chinese species is probably carried on not one but two genes (although to be safe the Foundation's breeding program assumes a worst case of three genes). And it is clear that the genes for resistance are only incompletely dominant. This means that in Chinese-American crosses, resistance is increased by the relative presence of “resistance” genes and diluted by the relative presence of native “susceptible” genes. It is as though Mendel's peas could have been pink as well as red or white. Full resistance, we now know, will be present only if all the genes controlling response to the blight are of the Chinese form.

Apparently believing that resistance is controlled by numerous genes, early breeders attempted to achieve this situation (called “homozygosity” or “identical gene form”) by flooding their chestnut progeny with Chinese genes, that is, by crossing their Chinese-American hybrids with other promising Chinese-American hybrids.

The result, as might be expected, was consistently a blight-resistant but very Chinese chestnut-like chestnut tree.

By backcrossing to entirely American parents, however, the ACF's breeding program retains the resistance introduced to the original Chinese-American hybrid but swamps the progeny with American genes. Although convention across the breeding world differs according to the organism — a beefalo is considered a beefalo if it's at least 1/8 buffalo, a soybean is a soybean if it's at least 1/8 soybean — scientists working with The ACF predict that a chestnut at least 1/8 American will exhibit virtually entirely American characteristics. Therefore, using Chinese-American hybrids — seedlings on average 1/2 Chinese and 1/2 American — produced by those earlier breeders and at our own Meadowview, Virginia research farms, at ACF we first backcross to an American parent. The result is a population of progeny on average 3/4 American and 1/4 Chinese. We then backcross again — for a population of progeny averaging 7/8 American and 1/8 Chinese. By the third backcross, which yields a progeny on average 15/16 American and 1/16 Chinese, we should reacquire the American tall-timbered growth habit and American adaptability.

#### CONFIRMING RESISTANCE

Although the Chinese genes for resistance are only incompletely dominant, they nonetheless usually express themselves clearly when present in seedlings purposely inoculated with a virulent form of the blight fungus. And that is how each backcross generation is tested — by inoculation. Only those seedlings that show the greatest resistance are used for further backcrossing to an American parent.

But every backcross, although necessary to recover desirable American traits, also reintroduces the genes for blight susceptibility from the American parent. In order to remove those genes, the next steps at The ACF are intercrosses. In the first intercross, the most blight-resistant 1/8 American trees are crossed with other blight-resistant 1/8 American trees. Again, only resistant seedlings are saved.

At the first intercross, it may prove difficult to distinguish inoculated seedlings with full resistance from those with three-quarters — two genes for resistance from one parent and one gene for resistance and one gene for susceptibility from the second. A test cross back to an



American parent will confirm that first intercross trees contain only the Chinese genes for resistance. Compared to three-quarters resistant parents, fully-resistant parents test-crossed with an American will yield a population of progeny containing on the average a larger proportion of resistant individuals.

When crossed with each other, these fully resistant parents will also breed true for resistance, since they will have no American genes for susceptibility to blight. This second intercross will yield nuts for restoration.

#### GUARANTEEING REGIONAL ADAPTABILITY AND LONG-TERM RESISTANCE

It's likely that natural selection has created populations uniquely adapted to regional conditions such as temperature, day length, soils, moisture, elevation and others. In order to preserve that wide range of genetic diversity and adaptability, and in order to avoid problems associated with inbreeding, the ACF breeding program will use as American parents a number of populations of trees from all over the present range of the chestnut. Our Connecticut, Indiana, and Pennsylvania chapters have active breeding programs that are extending the range of regional adaptation in backcross trees.

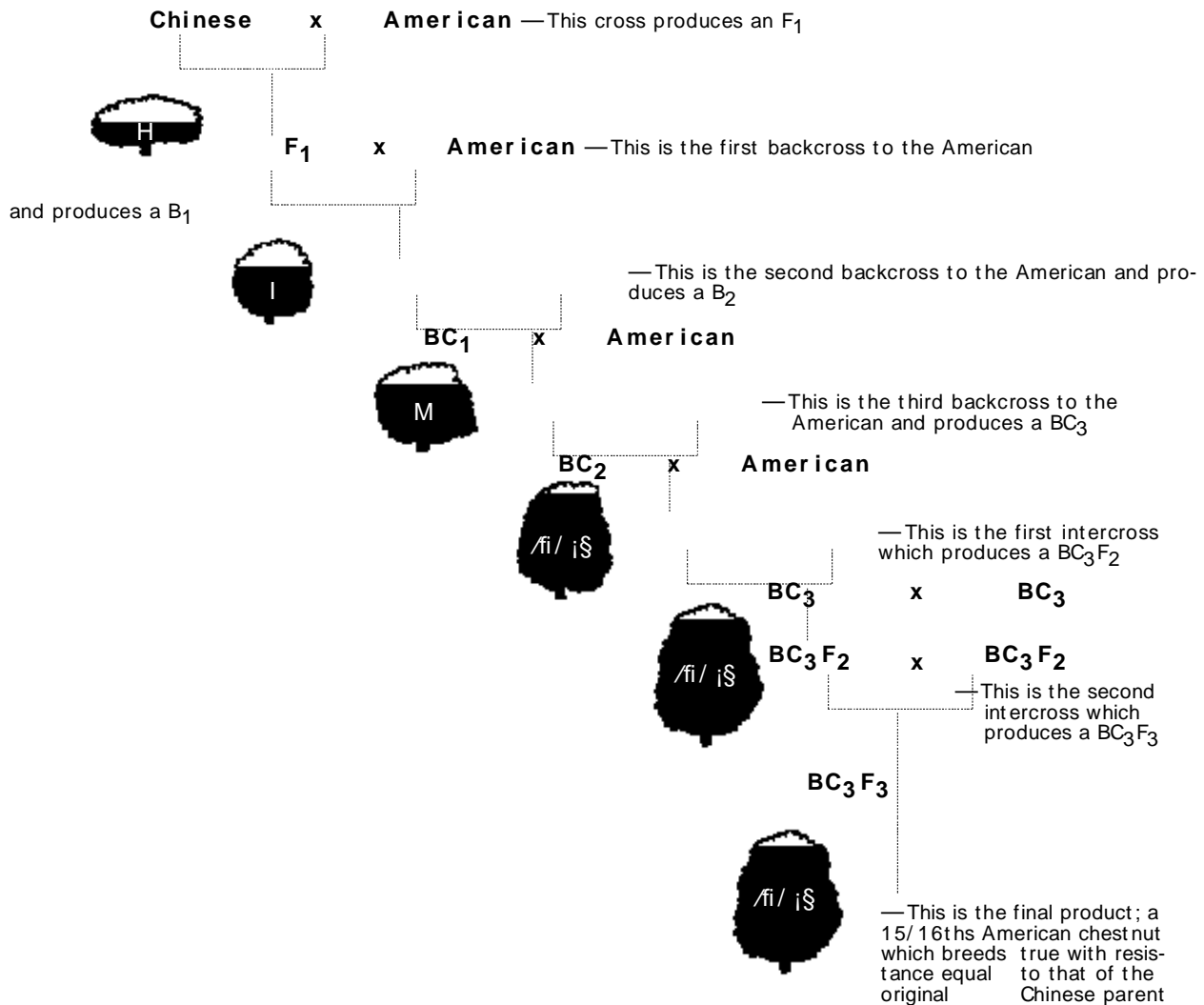
Plant pathogens frequently evolve to overcome plant defenses. Although there have been no known instances in Chinese chestnut trees planted in the U.S., a future "breakdown" of resistance in blight-resistant American trees is possible. To minimize this possibility, the ACF's breeding program also uses genetic material from different Chinese chestnut trees. Our most advanced breeding lines, which is midway to the third backcross stage, are derived from two Chinese chestnut trees known as Mahogany and F.P. 555. The Nanking, Kuling and Meiling cultivated varieties are the parents of a set of trees entering the first backcross stage. Other Chinese chestnut trees are being used to a lesser extent.

#### TIMETABLE

The process of producing seeds and testing those seeds for blight resistance now requires about six years for each backcross generation and five years for intercross generations. Since our first group of third backcross seeds were planted in 1995, we can expect progeny from the first intercross in 2000. We'll have progeny from the second intercross — and blight resistant American chestnuts — ready for planting in 2006. That's only ten years away

## THE AMERICAN CHESTNUT FOUNDATION'S BACKCROSS BREEDING PROGRAM

*With each cross, additional American chestnut characteristics are regained.  
Only at the final cross, however, is blight resistance equal to that of the  
Chinese parent again reintroduced.*



Note: In each step, the Backcross is selected for resistance.

THANK YOU TO 1995 SPECIAL  
CAMPAIGN CONTRIBUTORS

Each year in June we ask you to support our Meadowview research farms, and then again each December we go to you with our year-end campaign. And each year you respond with enthusiasm and enormous generosity.

All your contributions to the farm campaign go to farm operations. Last year they bought fertilizer, seed protectors, ladders, telephone service. Your gifts paid for surveyor's stakes and computer equipment, black plastic and machine repairs. Farm campaign contributions covered the costs of acquiring a rear tiller and a sub-soiler. They paid for seasonal labor and insurance. For diesel fuel. For boots.

Your gifts to the 1995 year-end campaign were matched dollar for dollar by a grant from the National Fish and Wildlife Foundation. The combined support funded several external research grants —to the University of Nebraska and Propagation Technologies Inc. for micropropagation research; to the US Forest Service and the University of Massachusetts for genetic mapping; and to the University of Kentucky for research into blight resistance-related compounds.

For all these items and efforts made possible by your support, we thank you . . .

**\$1,000 and up**

Robert L. Bishop  
Barbara & John Cox  
Dr. Francis H. Holmes  
Elizabeth Lawrence  
George A. Mathews  
Roger Milliken  
Mrs. Glenn C. Price  
Bradford G. Stanback  
James & Jocelyn Van  
Bokkelen  
Elizabeth A. Winter nitz

**\$500 - \$999**

The Bennington Garden  
Club  
Dr. A. Mitchell Burford,

Jr.  
Michael K. Callen  
Citizens Bank  
Ralph H. Dwan, Jr.  
John & Bernice Hoffman  
Daniel & Anne Kaufer  
Carl Mayfield  
Randall Porter  
J.C. Wells & Sons Inc.  
Mr. William W. Welsch

**\$200 - \$499**

Philip Ackerman  
Herbert M. Booth  
David B. Buchanan  
James Donowick  
Dr. Dennis W. Fulbright

Joseph Golden  
Colonel Eisey Harris, Jr.  
Barbara B. Knapp  
John & Esther Laidig  
Walter G. Lake  
Roy Lambert  
Dr. & Mrs. Philip G.  
Lambruschi  
John Lansdale  
George A. Matteson  
Gerhard & Ellen Neumaier  
Paul R. Ritter  
Mrs. Rodman C.  
Rockefeller  
Jeff Schaub  
Dr. J. S. Shaffer  
Mr. Paul H. Sisco, Jr.

---

Colonel Edgar H. Thompson,  
Jr.  
General C. O. Totman,  
USMC (Ret)  
Mr. James Ulring  
Don D. Walsh  
James C. Wells  
Kyle & Janet Yancey  
Francis M. Zbiegien

**\$100 - \$199**

Gale Harris & Wharton  
Sinkler III  
Ruth E. Baker  
C. Gray Bethea, Jr.  
Victor A. Blazevic  
Ron & Susan Bowman  
N.W. Butler  
Mr. John R. Cain  
Robert W. Carmony  
Richard Chambers  
Glen Chaney  
Dr. John W. Colgan  
Robert A. Cooper  
James M. Coull  
Mr. L. W. Coulson  
George B. Creamer  
Dossey C. Cribbs, Sr.  
Cecil M. Criss  
John W. Cross  
Charles T. Deary  
Frank A. DeCocco  
Mahlon Easterling  
Joseph H. Elinwood  
Thomas W. Eshenbaugh  
John H. Fetterman  
Richard Flynn

David & Joyce Foster  
John & Mary Gibbons  
Richard & Daramea  
Godfrey  
Kenneth J. Goeden  
George & Nora Graham  
Thomas E. Gurley  
Richard Habermann  
Wilbur G. Hallauer  
Mrs. Barbara G. Hallowell  
Mr. A. Burton Hankins  
Kenneth E. Hansen  
Mr. Douglas W. Hill, Jr.  
Bennett R. Hollenberg  
Douglas H. Hutchinson  
Dan A. James  
John Jeppson  
David G. Johnson  
James B. Johnson  
Don W. Kines  
Chandis & Violet Klinger  
George J. Knorr  
Ted & Gloria LaRoche  
James C. Lawrence  
Ann M. Lawler  
Robert & Ann Leffel  
Lewis W. Barton  
Arboretum  
Harvey C. Lisle  
William G. Lord  
Mr. & Mrs. Alfred R.  
Maass  
John L. Martin  
Dorcas McDonald  
Mr. William E. McGuirk,  
Jr.  
L. James McKnight

Mr. Lee G. McKnight  
Mountain Lumber Company  
Mr. Larry D. Mowry  
Sarah Naas  
Stephen Nash  
Richard Oiseth  
James & Susan H. Ozanne  
William Peifer  
Sherman & Zoë Perkins  
Ronnie L. Pilson  
Thomas M. Pugel  
John J. Repetti  
Edward Roberts  
David P. Sangster  
Douglas W. Sellers  
John Shafer, Jr.  
Stanton Shannon  
Ronald A. Stanley  
George Thomas  
William & Dorothy  
Toleman  
Harrison B. Torloff  
Joe T. Wagner  
Gary, Joan & Heather  
Warner  
Nancy L. Weiss, M.D.  
Mr. & Mrs. Frederick H.  
West  
Christian F. Wight  
Coy & Eileen Willis  
Ray O. Zimmerman

**\$50 - \$99**

Gerald F. Abraham  
The University of  
Alabama  
James F. Allen

---

Americor Realty  
Mr. Russell S. Andres  
Leonard J. Angermeier  
John & Betsy Araujo  
W. R. Askins, Jr.  
Larry G. Bayles  
Robert & Beverly BaRoss  
Dorothy Beall  
E.J. & Cynthia Behrman  
Guy Black  
Floyd Blount  
Frederic S. Bocock  
James W. Bowen  
Herbert O. Briick  
D. Michael Burke  
Vytautas J. Burkunas  
John D. Butzner, Jr.  
John & Dorothy Carlic  
Peter J. Chrisbacher  
Robert Crowe  
Mr. & Mrs. M. Rupert  
Cutler  
Gregory Dale  
Robert DeLong  
Mike Demyan  
Thomas B. Dilworth  
Thomas W. Dressler  
Alton & Cheryl Ebersole  
Thomas W. Edwards  
Elizabeth Ehrenfreund  
David B. Ellison  
Robert J. Fierle  
Richard E. Forrestel  
James A. Gipson  
Mr. Philip N. Gordon  
George L. Graham  
George M. Grantier

Dillard F. Gravely  
G. Wade & Stella Green  
Julann Griffin  
Wilburt E. Haggerty  
Dr. & Mr. Cynthia & Leo  
Harris  
Bob & Sally Hart  
Mr. James J. Heerey  
Mr. & Mrs. Max W.  
Herrington  
Dr. Craig R. Hibben  
Mr. Percy Hough  
Gary R. Hudak  
Rex Farris Hughes  
Joseph & Sandra B.  
James  
Richard & Sarah Jaynes  
Arnold Kasbohm  
John C. Keeseey  
Dr. Charles J. Keller  
Dr. Dale T. Krigsvold  
Norris H. Kuenzel  
Anna Leeds  
Michael Levy  
Donald K. Lorenzo  
Bill & Nora MacDonald  
Sarah L. Manning  
Kenneth R. Marino  
Randy Masters  
Larry May  
James E. McCallister  
Brother Alfred  
McCartney,  
OSCO  
S.A. McCartney  
Mrs. Angus McDonald  
Susan McDonald

Michael & Robert E.  
McDonnell  
Charles McDowell III  
Dr. Wallace E. McIntyre  
Edward McGarrity  
Sam E. McGaugh  
Brian McNeice  
Stephen McRedmond  
Stanley Mehr  
Mr. David J. Merrrell  
John M. Meyer  
Gregory K. Miller  
Paul A. Miller  
Mr. Geary Mizuno  
Dr. Jack H. Moore  
Dr. & Mrs. Eugene &  
Letita Morton  
Robert & Ellen A. Mueller  
Glenn E. Murphy  
Mr. & Mrs. E. L. Nicholson  
Thomas H. Nimick, Jr.  
Jack Noll  
Herman W. Parker  
Clyde E. Perdue  
Brent L. Petretti  
Alan R. Plisch  
Powell Industries Inc.  
John Prochazka  
William F. Rapp  
Barbara & Eric Ribbens  
Dr. & Mrs. William A.  
Robinson II  
Richard A. Root  
Manuel & Willie Rose  
Richard E. Rouse  
Joe & Sally Salvino  
R. R. Schoettker

---

Wilson Schramm  
Dr. & Mrs. William &  
Nancy Shannon  
Jack Sherrill  
Raymond P. Shinn  
Dr. & Mrs. William J. L.  
Sladen  
Carl Wayne Smith  
Newlin R. Smith  
Mr. V. Daniel Stiles  
Robert & Joyce Street  
Elizabeth R. Sturtevant  
Gary A. Susag  
Charles H. Taylor  
Robert Joseph Umiker  
Mr. Henry N. Vaughan  
Raymond Waitkins  
Mr. Bruce Wakeland  
Gregory R. Weaver  
Karl H. Weber  
Westvaco WV Forest  
Research Center  
Nicholas Williams  
Dr. & Mrs. John C. Willis  
Daryl L. Winter  
Marilyn & Alan Youel

**\$1 - \$49**

Charles W. Abbey  
John W. Abbuhl  
Earl & Nancy Anderson  
Stanley Andrews  
Vivi Arensbak  
Gifford W. Asher  
Frank P. Ashley  
John Atkinson  
Charles G. Aubry

Bill Auton  
Norma R. Axelrad  
Morris Baker  
Ms. Reva S. Baker  
Mr. Harry L. Balzan  
George W. Barnes  
George L. Batchelder  
Gordon D. Batcheller  
Chuck Bauer  
Barbara Steinwachs &  
Arthur Bechhoefer  
Mr. Jack Beckett  
Christopher Benetti  
Edwin & Sheila Bennett  
Walter E. Bennett  
Keith Bibbee  
John A. Birkland  
Charles E. Black  
F. David Black  
John R. Blackmore, M.D.  
Edward J. Blakely  
Caroline Brede  
Ferne Brewster  
Richard Bridges  
Don Bronson  
C. W. Brown  
Lewis D. Brown  
Kenneth Burdick  
Larry W. Burford, Jr.  
Dr. & Mrs. Frido  
Buschmann  
James W. Caldwell  
Nelson & Helen Calkins  
Scott Campbell  
Bob & Cindy Carpenter  
Richard Cathell  
Mr. Kenneth O. Cartwright

Peggy Chase  
Robert C. Clark  
George & Emily Collins  
Robert L. Compton  
Richard S. Conner  
Bryan A. Connolly  
Dr. & Mrs. Jimmy  
Cornette  
Mrs. Francis M. Cowie  
Ann Crawford  
Angelo Cuneo  
Mr. Thurlow G. Cunliffe  
James Curatolo  
Travis Curtis  
Mitch & Evelyn Davidson  
Henry Davis  
Dr. David A. Davis  
Marion 'Dave' Davis  
Adrian Dedecker, Jr.  
Calvin S. DeGolyer, Jr.  
Mr. Warren J. Deitz  
Mitch & Jan DeRidder  
John C. Deskin  
Joseph DiBlasi  
David DiZinno  
Charles F. Dobos  
Dean R. Doering  
Reverend Cyril Drozdiak  
James M. Dunbar  
James Durell  
Georges & Elizabeth Duval  
Mr. & Mrs. Richard M.  
Dyson  
Ed's Lawn and Tree  
Service Inc.  
Styra & Josef Eisinger  
John R. Ellis



---

Mr. Hollis B. Engley  
Leo Engelman  
Jo Anne Fassbender  
Charles S. Faulkner II  
Richard Ferriss  
Deborah R. Fialka  
Walter E. Fike  
Linda R. Firesheets  
Harry D. Fisher  
Robert L. Flagler  
Mr. Anthony H. Fleming  
William G. Frame  
Janice & Ray M. Frear,  
Sr.  
James W. Freeman  
Stephen C. Gallup  
Ira M. Gates  
William & Martha Getz  
Mr. & Mrs. John  
Giannakakis  
Albert F. Goodwin  
William C. Greene  
Dr. & Mrs. Russell W.  
Greenhalgh  
Nelson M. Griggs  
Mrs. Dow S. Gronos  
Mr. Howard B. Guildford  
Richard G. Guthrie  
Lloyd E. Hahn  
Mr. Mervyn V.T. Haines,  
Jr.  
Alfred R. Hales, Jr.  
Dr. & Mrs. John G.  
Hamilton  
George W. Hammer, Jr.  
Sidney N. Hammond  
Gordon Hanes

Leon Haney  
J. Markwood Harp, Sr.  
Mr. Robert E. Harrison  
John C. Harvey  
Clifford C. Hayman  
Maj. Lambert Heikes  
Lester Helm  
Jerome & Marsha Henkin  
Herbert & Gayl Henze  
Phil Herget  
Norman C. Higgins  
Tucker Hill  
Robert N. Hinkel  
Joel R. Hitt  
William G. Hoelzle  
Margaret A. Hoggatt  
T. Crawford Honeycutt  
H. H. Hopkins  
Jack & Rita Horan  
Mary A. Hosier  
Capt. A.E. (Gus) Hubal, Jr.  
E.F. Otis & Tudor  
Huddleston  
William B. Hull  
Jay Hutchinson  
E. Bruce & Aldean  
Isaacson  
E. Kenneth James  
Allen P. Jennings  
William Jewett  
Beverly V. Jones  
Robert T. Kean  
Bradley Keck  
Burton L. Kincheloe  
Thomas Klee  
Walter Kloc  
Richard M. Knight

James A. Koenig  
Henry Kriescher  
Mr. Guy S. LaGrotta  
Mr. Leno L. Laner  
Paul & Celia A. Lang  
Robert Langrand  
Charles J. Latterell  
Ray E. Lear  
Donald N. Lehman  
Donald R. Leonard  
Mr. John W. Leonard  
Mr. David Lessner  
Warren A. Lewis  
Auralie P. Logan  
Chesley H. Looney  
Richard A. Lutz  
George, Janice & Mary  
Macdonald  
Donald R. Mahan  
Laura Malick  
Mark A. Malinowski  
Vaughn J. Mantor  
Joel D. Martin  
Michael & Linda Martin  
Dr. Richard L. Masland  
Dr. Edward A. Mason  
Grace B. Matthews  
Willis L. Mayo  
Hugh McGannon  
Kay McKay  
Thomas McPherson  
Ms. Deeanna L. Michael  
David Miller  
George K. Miller  
Lloyd L. Miller, D.M.D.  
Lydia & Myron Minich  
Mrs. Charles Montgomerly

---

John T. Moran  
Donna & Vernon Morgan  
James E. Morrah  
David Mosher  
Evelyn W. Moyle  
James C. Neace  
Myril A. Neiman  
Steven & Diana Nelson  
Nan Nether ton  
Tyler Nickel, D.V.M.  
W. S. Oles, Jr.  
Howard & Virginia Owings  
Charles R. Page, Jr  
Dr. Frederick L. Paillet  
David Painter  
David S. Painter & Family  
Alan & Yvonne Palmer  
Lawrence Patchel  
R.R. Paunack  
Harold & Ann Peabody  
Norman & Vicky Perkins  
Dr. Ralph E. Peters  
Richard O. Phelps  
Gail Pigeon  
Dwight B. Pletcher  
Kenneth Plumeau, Jr.  
Robert J. Pokorny, D.D.S.  
Mr. Richard L. Pope  
Mr. Carl Bruce Powell  
Mr & Mrs. Douglas J.  
Powell  
John F. Price  
Gregory J. Przicina  
William Quarfot  
John R. Radick  
Julia Rafsky  
Shannon & Jane Ramsey

Mr. Joseph L. Randall  
Victor Rebenock  
Claude H. Rhea  
Delores Rhyme  
Fred Roberts  
Kurt A. Rohdenburg  
Mr. Michael Rosing  
Jean H. Rosner  
Daniel Schilling  
William B. Scholten  
Warren F. Schwartz, Jr.  
Oliver Scranton  
Richard A. Seaman  
Ralph Segreti, Jr.  
James D. Seneff  
Paul & Caroline Shafer  
Dave Sharp  
Dorothy Shaw  
Edward R. Shegogue  
William H. Simmons, Sr.  
Richard O. Smith  
Oliver L. Smith  
Robert E. Sommer  
Butch Souter  
Robert & Irma Spies  
John F. Stakel  
Robert E. Stark  
Kenneth W. Stever son  
Robert & Joyce Street  
Donald B. Swecker  
Arthur W. Sweeton III  
Peter K. Swider ek  
Donald E. Syvrud  
Arthur H. Taylor  
R.L. Taylor  
Mr. J. R. Terauds  
George & Sharon Thomas

Janet & James  
Timberlake  
V. Paul Timko  
Myra H. Tingdale  
Crosby & Shirley  
Tompkins  
Steven & Jolynn  
Tonsfeldt  
Jamie Trescott  
Edward F. Troy  
Mr. & Mrs. Samuel A.  
Tucker  
David VartBadrigian  
Gary A. Via  
George & Sharon Warner  
Mr. Michael Webb  
Paul D. Webb  
Fredric A. West  
Dr. John V. Whitbeck,  
M.D.  
William & Bethany White  
John G. Whitman, Jr.  
William G. Wigglesworth,  
Jr.  
Cleo & Maudine Williams  
Dan H. Williams  
Mr. & Mrs. Carroll E.  
Wilson  
J. Edward Wilson  
Richard & Marjorie  
Wilson  
Bruce Winters  
John S. Wither spoon, M.D.  
Marvin B. Wolters  
Mr. David W. Wright  
Jay Freeman Wright, Jr.

The American Chestnut Foundation is incorporated in the District of Columbia. It is exempt from tax under §501(c)(3) of the Internal Revenue Code, and is qualified as a public supported organization under §(a)(1) and §170(b)(1)(a)(iv) of the Code. Donors to The American Chestnut Foundation may deduct contributions as provided in §170 of the Code.

*The Journal of The American Chestnut Foundation* is published twice a year by The American Chestnut Foundation. Submissions to *The Journal* are solicited from members and others interested in the history and future of the American chestnut tree. Letters and manuscripts to be considered for publication in *The Journal* should be

sent to:

Editor

The Journal of The American Chestnut Foundation

P.O. Box 4044

Bennington, VT 05201-4044

### THE AMERICAN CHESTNUT FOUNDATION

469 Main St., P.O. Box 4044

Bennington, VT 05201-4044

Enclosed is my membership support of:

- \$1000 Gold Leaf
- \$500 Silver Leaf
- \$250 Bronze Leaf
- \$100 Green Leaf
- \$40 Regular Member
- \$15 Student
- Other \$\_\_\_



(We would be happy to talk to members regarding their philanthropic interests including major gifts, memorials, and endowments.)

Please make check payable to: *The American Chestnut Foundation*.

Name \_\_\_\_\_

Address \_\_\_\_\_

City/ State/ Zip \_\_\_\_\_

Telephone \_\_\_\_\_

E-mail address \_\_\_\_\_

## *Notes*

---

## *Notes*

---